

# Drainage<sup>BY</sup> tranquility

bathroomware

## Point Drain SOLID BRUSHED SS


### Product Codes

FD11XS65-SI | FD11XS65-SI Black | FD11XS65-SI GM | FD11XS65-SI Brass

### Dimensions (mm)

110(l) x 110(w) x 21(d)mm

Beautiful and highly durable palette of 4 exquisite finishes (Brushed Stainless/Black/Brushed Gunmetal/Brushed Brass)



POINT DRAIN BRUSHED SS



POINT DRAIN BLACK



POINT DRAIN  
BRUSHED GUNMETAL



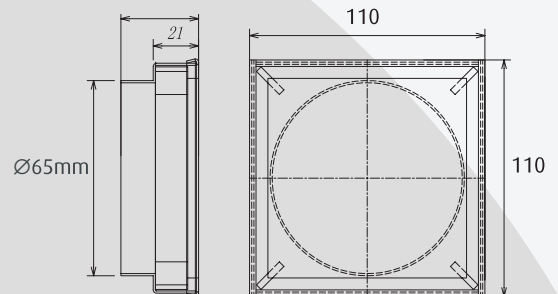
POINT DRAIN  
BRUSHED BRASS



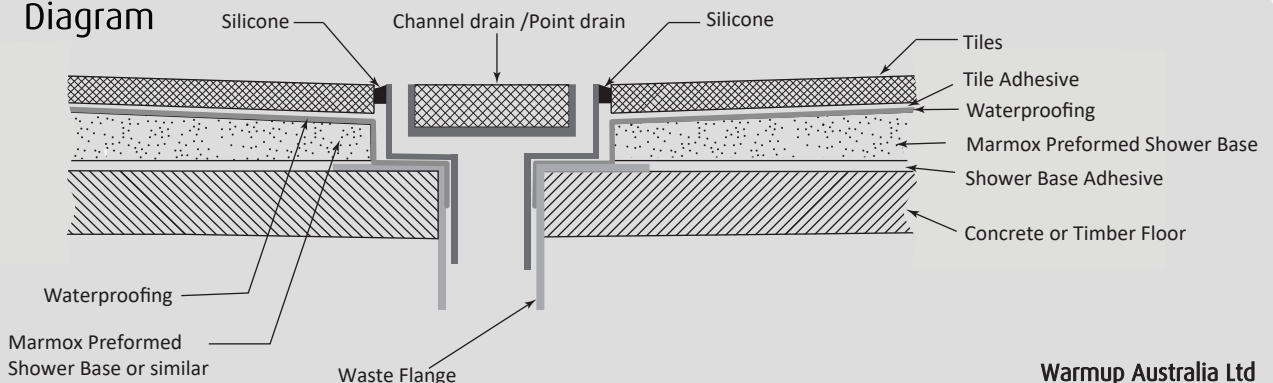
## Features

- Superior fall/centre outlet
- High grade stainless steel
- Manufactured from high quality maintenance-free materials
- 5 year warranty
- Waste flange to be purchased separately
- Required waste flange minimum Ø80mm

## Drawing



## Diagram



# Drainage<sup>BY</sup> tranquility


bathroomware

## Point Drain MESH


**Product Code:** FD11XS65-M

**Dimensions (mm)**

110(l) x 110(w) x 21(d)mm



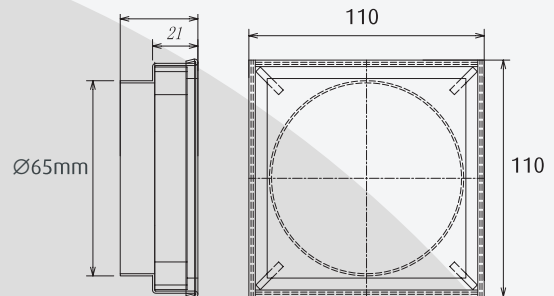
POINT DRAIN MESH



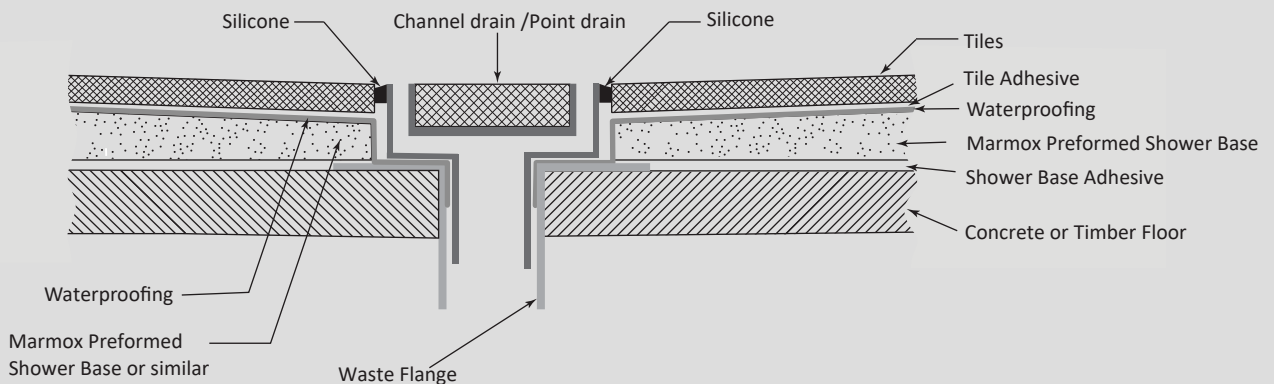
### Features

- Superior fall/centre outlet
- High grade stainless steel
- Manufactured from high quality maintenance-free materials
- 5 year warranty
- Waste flange to be purchased separately
- Required waste flange minimum Ø80mm

### Drawing



### Diagram



# Drainage<sup>BY</sup> tranquility


bathroomware

## Point Drain LINEAR

**Product Code:** FD11XS65-L

**Dimensions (mm)**

110(l) x 110(w) x 21(d)mm

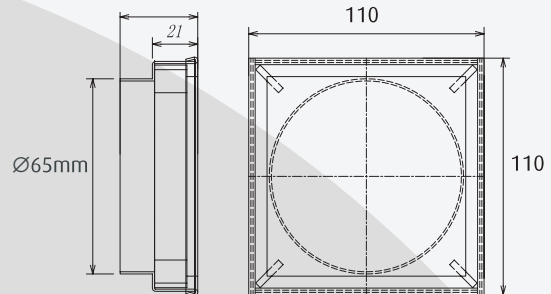


POINT DRAIN LINEAR

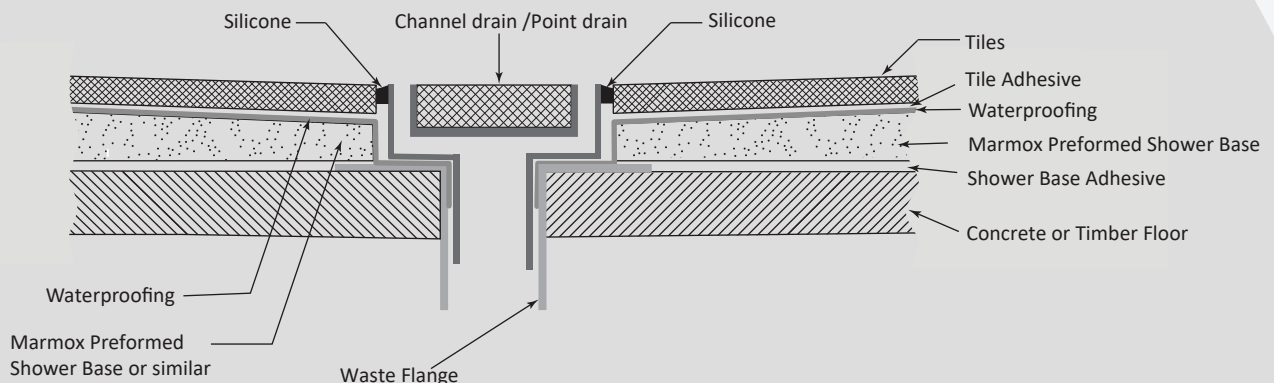
### Features

- Superior fall/centre outlet
- High grade stainless steel
- Manufactured from high quality maintenance-free materials
- 5 year warranty
- Waste flange to be purchased separately
- Required waste flange minimum Ø80mm

### Drawing



### Diagram



# Drainage<sup>BY</sup> tranquility<sup>bathroomware</sup>



## Point Drain TILE INSERT

Beautiful and highly durable palette of 4 exquisite finishes (Polished Stainless/Black/Brushed Gunmetal/Brushed Brass)

**Product Code:** FD11XS65-T /FD11XS65-T Black /FD11XS65-T GM/FD11XS65-T Brass

**Dimensions (mm)**  
110(l) x 110(w) x 21(d)mm

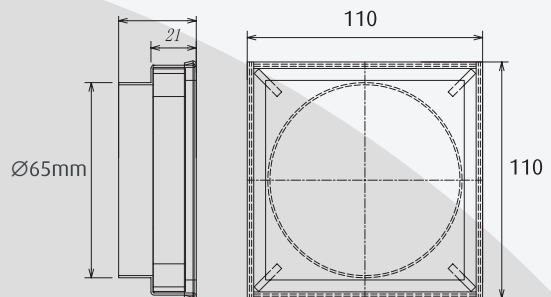


POINT DRAIN TILE INSERT

## Features

- Superior fall/centre outlet
- High grade stainless steel
- Manufactured from high quality maintenance-free materials
- 5 year warranty
- Waste flange to be purchased separately
- Required waste flange minimum Ø80mm

## Drawing



## Diagram

