

# Drainage BY tranquility bathroomware

## Channel Drain SOLID INSERT

### Product Codes

FDTB 800 SS | FDTB 800 SS Black | FDTB 800 GM | FDTB 800 Brass

FDTB 900 SS | FDTB 900 SS Black | FDT 900 GM

FDTB 1000 SS | FDTB 1000 SS Black | FDTB 1000 GM | FDTB 1000 Brass

FDTB 1200 SS | FDTB 1200 SS Black | FDTB 1200 GM | FDTB 1200 Brass

### Dimensions (mm)

800/900/1000/1200(l) x 69(w) x 21(d)mm



Beautiful and highly durable palette of 4 exquisite finishes (Brushed Stainless/Black/Brushed Gunmetal/Brushed Brass)



CHANNEL DRAIN BRUSHED SS



CHANNEL DRAIN BLACK



CHANNEL DRAIN BRUSHED GUNMETAL

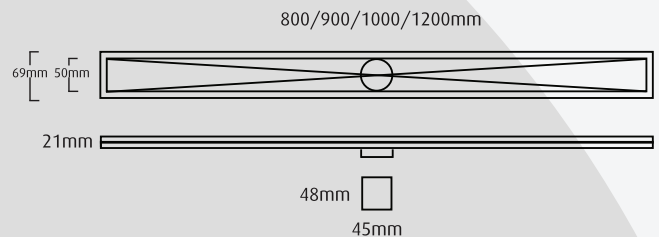


CHANNEL DRAIN BRUSHED BRASS

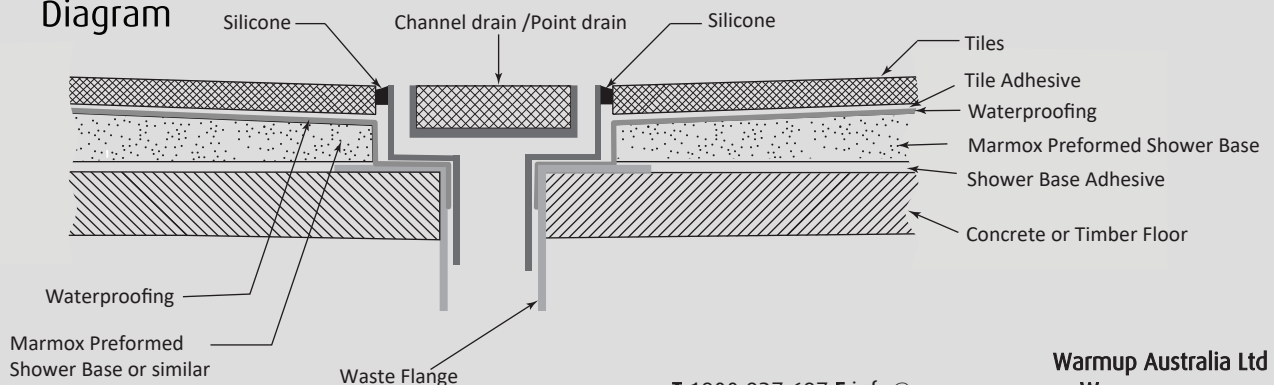
## Features

- Superior fall/centre outlet
- High grade stainless steel
- Manufactured from high quality maintenance-free materials
- 5 year warranty
- Minimum required Waste flange Ø50mm

## Drawing



## Diagram



# Drainage<sup>BY</sup> tranquility<sup>bathroomware</sup>

## Channel Drain TILE INSERT

Beautiful and highly durable palette of 4 exquisite finishes  
(Polished Stainless/Black/Brushed Gunmetal/Brushed Brass)



### Product Codes

FDT 800 | FDT 800 Black | FDT 800 GM | FDT 800 Brass

FDT 900 | FDT 900 Black | FDT 900 GM | FDT 900 Brass

FDT 1000 | FDT 1000 Black | FDT 1000 GM | FDT 1000 Brass

FDT 1200 | FDT 1200 Black | FDT 1200 GM | FDT 1200 Brass

FDT1800

### Dimensions (mm)

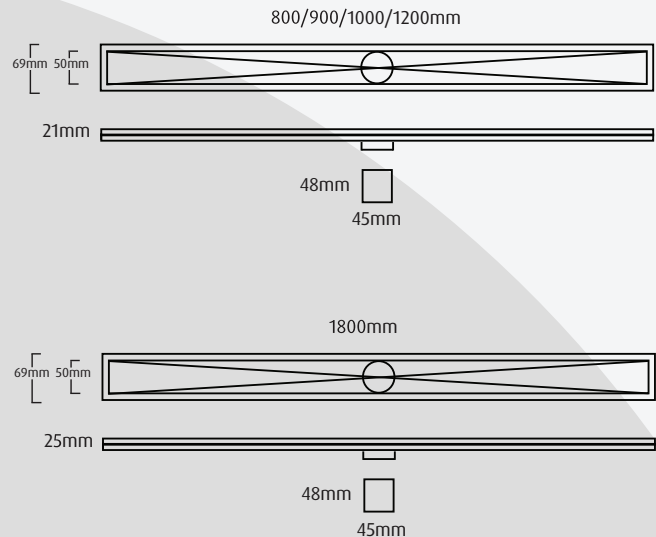
800/900/1000/1200(l) x 69(w) x 21(d) mm

1800 (l) x 69(w) x 25(d) mm




CHANNEL DRAIN TILE INSERT

## Drawing

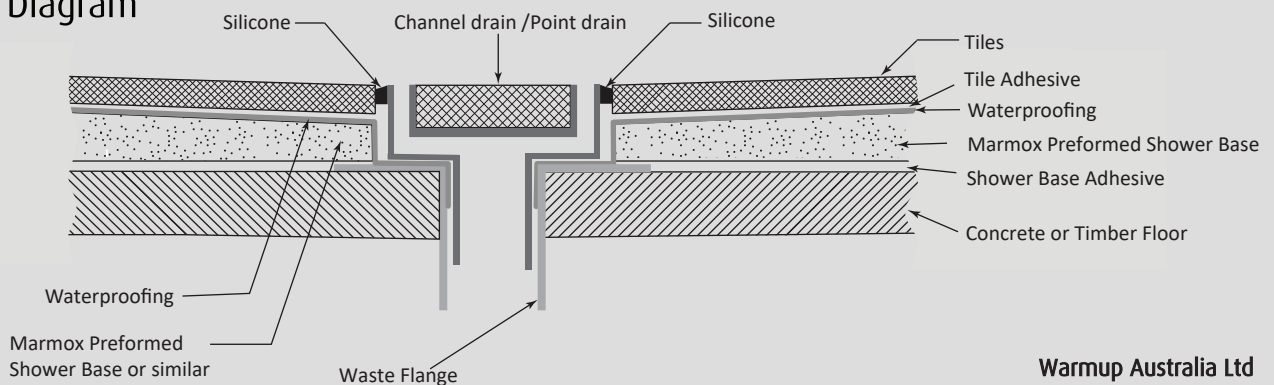


## Features

- Superior fall/centre outlet
- High grade stainless steel
- Manufactured from high quality maintenance-free materials
- 5 year warranty
- Minimum required Waste flange Ø50mm



## Diagram



# Drainage<sup>BY</sup> tranquility

bathroomware

## Channel Drain LINEAR

### Product Code

FDL 800 | FDL 1000 | FDL 1200

### Dimensions (mm)

800(l) x 69(w) x 21(d)mm

1000(l) x 69(w) x 21(d)mm

1200(l) x 69(w) x 21(d)mm



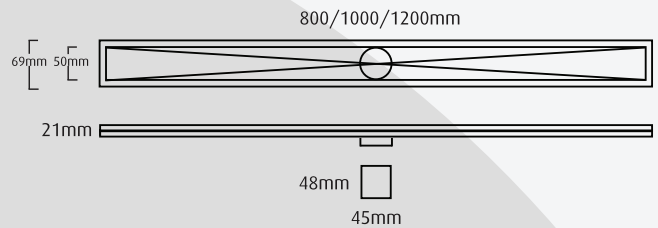
CHANNEL DRAIN LINEAR

### Features

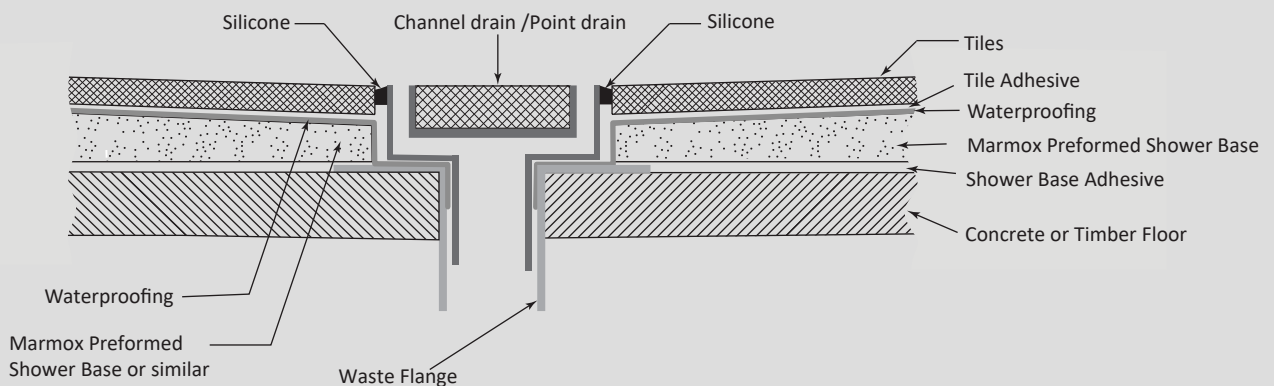
- Superior fall/centre outlet
- High grade stainless steel
- Manufactured from high quality maintenance-free materials
- 5 year warranty
- Minimum required Waste flange 50mm



### Drawing



### Diagram



# Drainage<sup>BY</sup> tranquility

bathroomware

## Channel Drain MESH

### Product Code

FDM 800 | FDM 900 | FDM 1000  
| FDM 1200 | FDM 1800

### Dimensions (mm)

800(l) x 69(w) x 21(d)mm

900(l) x 69(w) x 21(d)mm

1000(l) x 69(w) x 21(d)mm

1200(l) x 69(w) x 21(d)mm

1800(l) x 69(w) x 21(d)mm



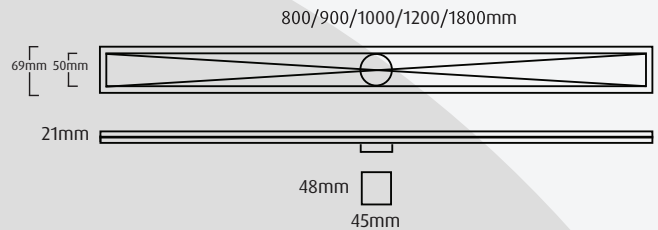
CHANNEL DRAIN MESH

## Features

- Superior fall/centre outlet
- High grade stainless steel
- Manufactured from high quality maintenance-free materials
- 5 year warranty
- Minimum required Waste flange Ø50mm



## Drawing



## Diagram

