

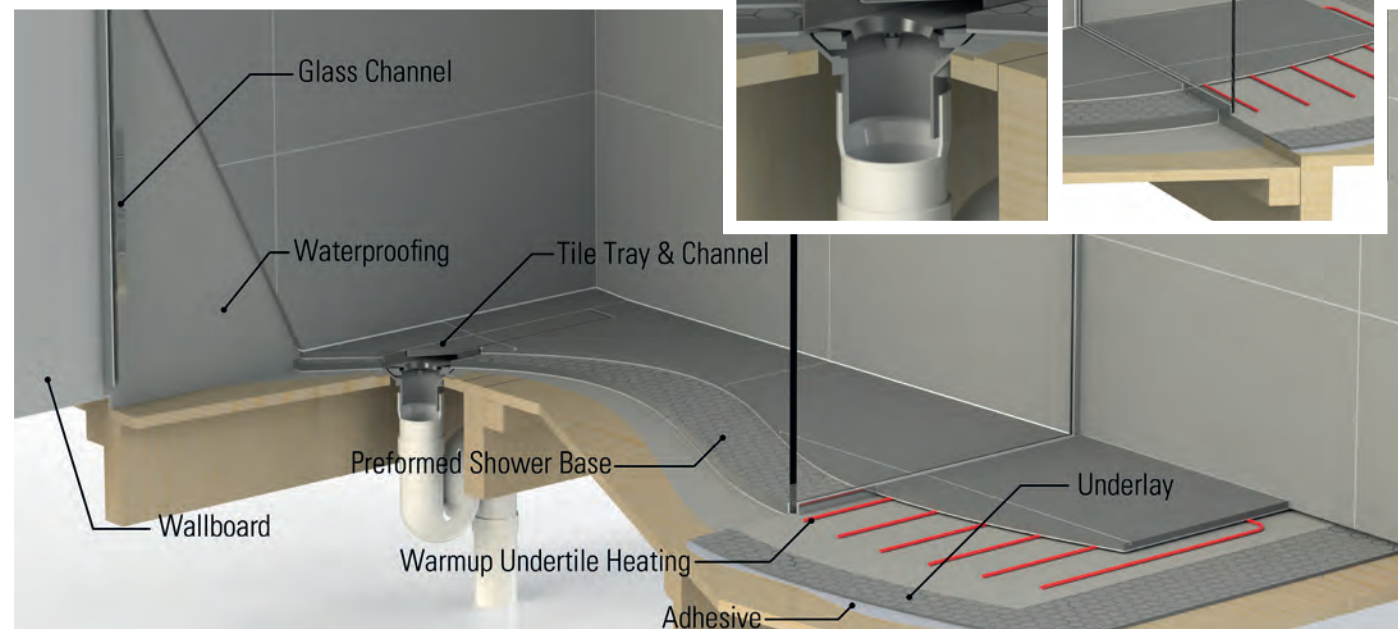
# technical features

- Weldable sheet membrane waterproofing incorporating clamp waste
- Level entry or low profile thresholds
- Traditional centre and off centre wastes as well as a full range of increasingly popular channel (strip) drains
- System is suitable for concrete or timber floors
- Glass incorporated: Full range of 10mm frameless - standard sized for economy or custom fitted for perfection
- BRANZ appraised, individually as components and jointly as a system
- Designed with ALL associated trades in mind
- Full architectural specifications available

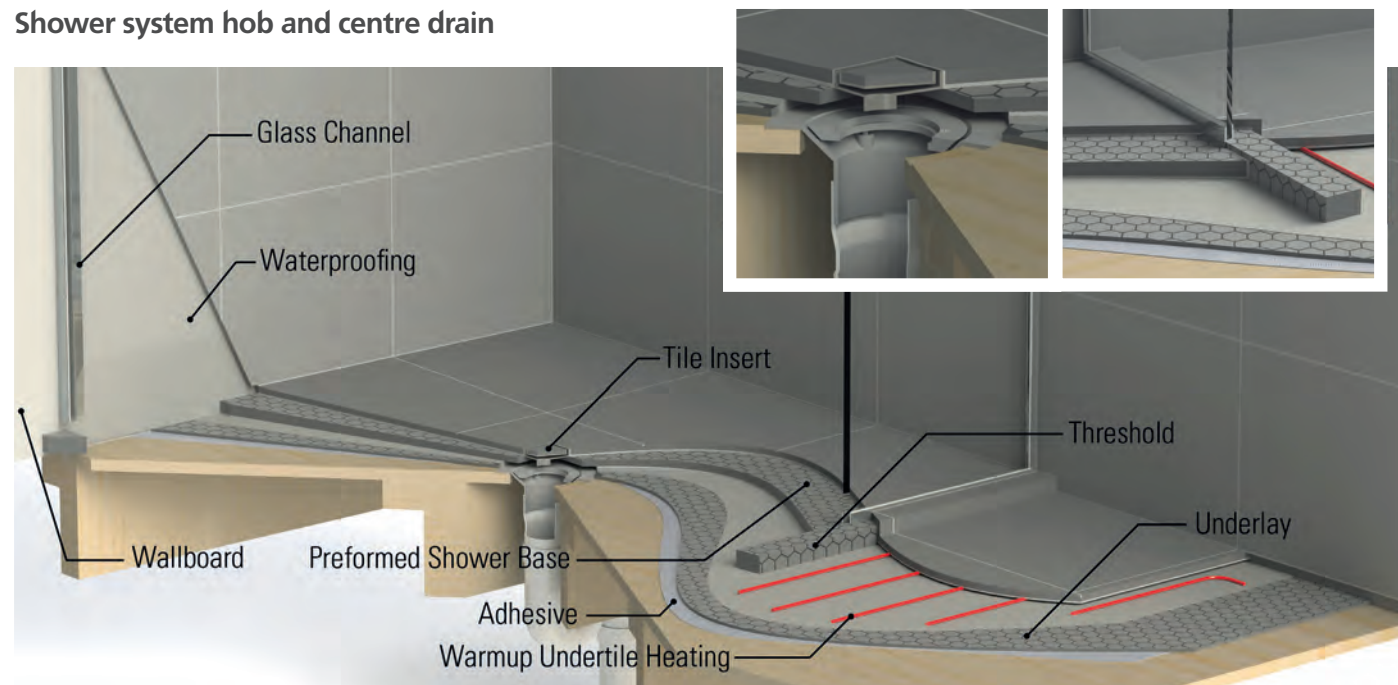
## other features include:

- Undertile heating
- Incorporation of appropriate underlay (insulating, acoustic, strengthening)
- Consistent shower falls specific to waste type
- Pre-channelling for glass (before tiling) confining water within the immediate shower boundaries
- Extensive range of decorative channel and square waste options

### Shower system level entry and channel drain



### Shower system hob and centre drain



To contact your local Warmup distributor or to arrange a no-obligation free quotation please call our freephone number 0800 938 767.

[warmup.com.au](http://warmup.com.au) | 1300 927 687


**warmup**<sup>®</sup>

Underfloor heating | Tiled shower solutions

Your everyday indulgence

**warmup**<sup>®</sup>

Underfloor heating | Tiled shower solutions




## style and performance

Your bathroom is a sanctuary, a place of luxury that offers a quiet moment in a busy world. The environment should effortlessly combine form and function.

An integrated tiled shower with frameless glass screens can be an elegant central design feature that increases the light, space and style of your bathroom.

Warmup uses the latest in waterproofing technology. We design an integrated tiled shower to perfectly fit your unique requirements. The design possibilities are limitless and guaranteed to be 100% waterproof.



15 Year guarantee\*

it's never been easier

Simply contact Warmup to arrange a free consultation to discuss your design options and determine the ideal size, shape and location for your new integrated tiled shower.

## the warmup advantage

Warmup provides you with a warranted waterproof tiled shower solution that is fully integrated with the Warmup underfloor heating system.


- Designed and installed solution
- Limitless design possibilities
- Durable construction using premium quality products
- Independently tested waterproofing system
- 100% waterproof
- 15 year guarantee\* on installation
- 15 year guarantee\* on components
- Backed by an established New Zealand company
- BRANZ appraised system

\* Terms and conditions apply.



## made to measure

Each tiled shower is custom designed to match your aesthetic preference and then impeccably installed by a licensed installer giving you complete confidence in the system.



Seven different grate options available in either the popular channel (strip) or traditional square drain variety.

